



COLOR CHART

MATCHING EDGING AND MELAMINE FINISHES

FOR FURNITURE AND BED BOARDS



Light Dragon Tree (1)




Light Beech (1)



Albany (1)




Grey Dragon Tree (1)




Dark Milano Oak (1)




Congo




Sandy Greige (1)




Chalk



Orchid



Magnolia *



Kiwi



Crystal Blue *

(1) Compatible with CARMEN II and MÉDIDOM II boards, 30 mm thick.
* Colors also available on Compact boards.

SURROUNDS, CHAIR FRAMES AND WOODEN SIDE RAILS

VARNISHES



Light Beech



Dark Beech



Copper Plum




After Eight Maple

LACQUER




RAL 1001



RAL 7016




RAL 7030




RAL 1013




RAL 8004



RAL 9016



RAL 8025



Orchid

Photos not contractually binding

WINNCARE Group - 4, Le Pas du Château - 85670 Saint-Paul-Mont-Penit - France


Tél : +33 (0)2 51 98 55 64 - Fax : +33 (0)2 51 98 59 07 - E-mail : info@medicatlantic.fr - www.winnicare.fr

In the interest of constantly improving its products, the WINNCARE Group reserves the rights to modify the technical specifications of any product without prior notice

Class I medical device in accordance with European Directive 93/42/EEC



PVC COLOR CHART



Atoll
Boeing 2000 M2




Grass Green
Diabolo Club M1



Banana
Cosmos Saturne M2




Granny Smith
Urban




Plain Grape
Esprit




Dotty Grape
Esprit




Pumpkin
Diabolo Club M1



Redcurrant
Ginkgo M1




Matte Lilac
Select M2



Matte Taupe
Select M2



Dune
Ginkgo M1



Chocolate
Ginkgo M1

Photos not contractually binding