

Technical Manual

NOVA FORM

NEA FORM

VITA FORM 4

MIRA

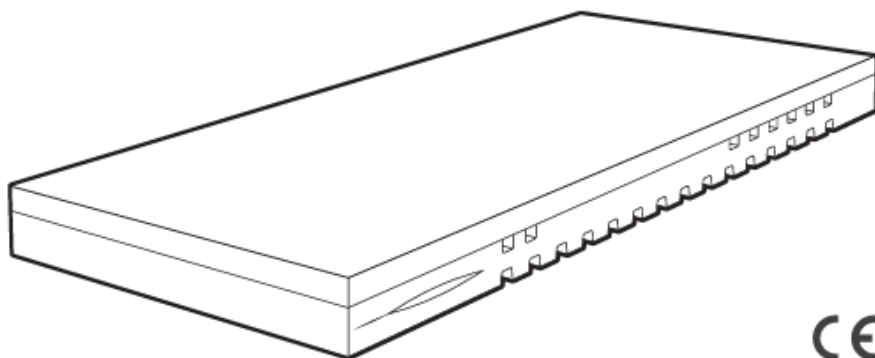


TABLE OF CONTENTS

TECHNICAL CHARACTERISTICS OF THE DEVICE	- 3 -
COMPATIBLES ACCESSORIES.....	- 3 -
PRECAUTIONS FOR USE.....	- 4 -
PREVENTIVE MAINTENANCE.....	- 5 -
CARE AND DISINFECTION	- 5 -
Cleaning the cover	- 5 -
Caution.....	- 5 -
DISPOSAL	- 5 -

TECHNICAL CHARACTERISTICS OF THE DEVICETechnical characteristics:

Technical characteristics	
Upper layer viscoelastic foam	Polyurethane ≥ 75 kg/m ³ – bearing capacity 2.5 Kpa – fire classification M4
Lower layer of high resilience foam	Polyurethane ≥ 34 kg/m ³ – bearing capacity 3.5 Kpa – fire classification M4
Integral cover in CARTEX	65% polyurethane - 35% polyester – fire classification CRIB 5
Antislip	80% PVC - 20% polyester – fire classification CRIB 5
Integral cover in PROMUST PU	58% polyurethane – 42% polyester – fire classification CRIB 5
Integral cover in PROMUST PU HD	52% polyurethane – 48% polyester – fire classification CRIB 5
Integral cover in PROMUST CIC	44% polyurethane – 56% polyester – fire classification CRIB 5
Fire resistance test	EN 597-1 & EN 597-2

Maximum pressure before ageing at maximum weight, for NOVA FORM:

- Head: 129 g/cm² (95 mmHg),
- Buttocks: 106 g/cm² (77 mmHg),
- Heel: 115 g/cm² (85 mmHg).

Maximum pressure before ageing at maximum weight, for VITA FORM 4:

- Head: 139 g/cm² (102 mmHg),
- Buttocks: 90 g/cm² (66 mmHg),
- Heel: 97 g/cm² (71 mmHg).

Maximum pressure before ageing at maximum weight, for NEA FORM:

- Head: 114 g/cm² (84 mmHg),
- Buttocks: 81 g/cm² (60 mmHg),
- Heel: 100 g/cm² (74 mmHg).

The viscoelastic foam mattresses (NOVA FORM and VITA FORM 4) meet the requirements of the protocol of the Commission for the Evaluation of Products and Services relating to cushions, mattresses, and mattress toppers to help prevent and treat pressure ulcers/injuries according to the opinion of 22 December 2009 (HAS).


FCBA technical conformity certificates n°23-001 (NOVA FORM) of 26 April 2023 and n°24-003 (VITA FORM 4) of 26 September 2024.

FCBA technical conformity certificates n° 16-009/1 (NEA FORM) of 28 March 2017.

COMPATIBLES ACCESSORIES

REFERENCES	DIMENSIONAL CHARACTERISTICS
COVER	
17.17413JH for VITA FORM 4 mattress – BED 90	88 x 198 x 17,5 cm

VHIP3MA70, for NOVA FORM mattress – BED 70	69 x 196 x 14 cm
VHIP3MA80, for NOVA FORM mattress – BED 80	79 x 196 x 14 cm
VHIP3MA90, VHIPHMA90, VHCICMA90, for NOVA FORM mattress – BED 90	87 x 196 x 14 cm
VHIP3MA100, for NOVA FORM mattress – BED 100	97 x 196 x 14 cm
VHCIC/MA100, for NOVA FORM mattress – BED 100	97 x 196 x 14 cm
VHIP3MA110, for NOVA FORM mattress – BED 110	107 x 196 x 14 cm
VHIP3MA120, for NOVA FORM mattress – BED 120	117 x 196 x 14 cm
VHIP3MA140, for NOVA FORM mattress – BED 140	137 x 196 x 14 cm
VHIP3MA160, for NOVA FORM mattress – BED 160	157 x 196 x 14 cm
17.17900H, for NEA FORM mattress – BED 90	86 x 198 x 14 cm
17.HMS600H, for MIRA mattress – BED 90	88 x 198 x 14.5 cm
17.HMS600-10H, for MIRA mattress – BED 100	98 x 198 x 14,5 cm

 Only accessories distributed by WINNCARE France guarantee compatibility with our products. Incompatible accessories may create hazards.

PRECAUTIONS FOR USE

- For mattresses delivered compressed, check the "use by" date on the box. Respect the decompression time of 2-10 minutes before placing the patient on the mattress..
- The use of a support to prevent pressure ulcers/injuries is accompanied by therapeutic education of the person equipped with this device and their family. This must be provided by a health professional working at home or in an institution. A follow-up booklet of recommendations and preventive actions can be created to record the preventive actions.
- It is important to keep excess thickness between the body and the support as low as possible, except for the outer garment and a possible full body diaper. Prefer cotton underwear that is not too tight and, if possible, without seams in the support areas. Do not use folded towels or sheets, extra pillows, etc. Ensure that there are no foreign objects such as tubes, crumbs, fat, etc.
- For reasons of hygiene, each pressure ulcer/injury prevention aid should be used by one person only.
- Check that the dimensions of the mattress, bed and bed rails match the user's body shape.
- Check that there is no gap between the bottom rail of the bed rail and the top of the mattress. A minimum distance of 22 cm between the top of the bed rail and the top of the mattress when the patient is present is recommended.
- Do not place the mattress on top of another mattress, but on top of a bed base. Check that the base is in good condition, that it is not sagging in the middle.
- Mark the direction of installation of the mattress. The protective strip should be positioned so that it covers the zip, which is not waterproof.
- Write the date of use of the mattress directly on the cover label in the indicated place with a marker.

- Do not cover the mattress with anything other than the cover or protection recommended by the manufacturer. Use a replacement cover recommended by the manufacturer to maintain the characteristics of the mattress.
- Place a cotton sheet over the cover. Do not tuck it in to avoid a hammock effect.
- In case of incontinence, clean the cover and possibly the mattress. When washing, it is advisable to use a spare cover to avoid direct contact with the mattress surface.
- Avoid using sharp objects on the mattress.
- Reinforced surveillance in subjects at risk of falling (patient profile: invalid, agitated, not lucid).

PREVENTIVE MAINTENANCE






Regularly check the cover for holes or signs of erosion.
Contact your dealer in case of abnormal deterioration.

CARE AND DISINFECTION

CLEANING THE COVER

Surface cleaning and disinfection (bioneting). Compatible with steam processes.
Machine washable at a recommended temperature of 60°C with a cold-down principle. Open the zip (3 or 4 sides) or close it in case of a single-sided cover.

The following conditions must be respected for PROMUST and CARTEX covers:

	Moderate wash up to 90°C.
	Possible bleaching, maximum allowable chlorine concentration of 5000 ppm.
	Trumble dry on low heat.
	Do not iron.
	Do not dry clean.

CAUTION

Do not use corrosive cleaning products or industrial degreasers to avoid damage to the textile.

DISPOSAL

Do not burn or throw away the used product.
Take it to a waste disposal site, which will take care of it.



WINNCARE France

4, Le Pas du Château
85670 SAINT-PAUL-MONT-PENIT
FRANCE



WINNCARE France

Zone Actipole
2 Rue de Saint-Coulban
35590 MINIAC-MORVAN – France

WINNCARE France

200 rue Charles Tellier
Actiparc de Grézan
30000 NIMES - FRANCE



Tél. : +33 (0)4.66.02.15.15
Fax. : 33 (0) 4.66.02.15.00
Email: contact@winncare.fr
www.winncare.com